



DPD shipping module OsCommerce 2.3

France only



Summary

1- INTRODUCTION.....	3
2- MODULE INSTALLATION	4
3- MODULE CONFIGURATION.....	5
4- FRONT-OFFICE USAGE.....	7
A. DPD RELAIS	7
B. PREDICT BY DPD	8
C. DPD CLASSIC, EUROPE & INTERCONTINENTAL	9
5- BACK-OFFICE USAGE	10
6- MODULE UNINSTALLATION / UPDATE.....	11
7- TROUBLESHOOTING.....	11

1- Introduction

This document explains how to install, configure and use the DPD delivery module on your OsCommerce-based e-commerce website.

✓ *Compatibility and prerequisites:*

- **OsCommerce** Version 2.3
- **PHP programming skills** as some core file modifications are required
- The **PHP SOAP** extension enabled on your server to be able to connect to the DPD Relais search webservice.
- A **Station DPD** charger software set up by cargoNET Software S.A.R.L. (Phone: 03.88.79.79.50)
- A directory created at your convenience on the station to receive the export files.

✓ *This module allows you to:*

Offer your customers various delivery services:

- **DPD Relais:** Easy delivery towards one of 6000 Pickup points
- **Predict by DPD:** Flexible home delivery on a precise time window
- **DPD CLASSIC:** Reliable delivery at your customers workplace
- **DPD CLASSIC Europe:** Delivery of individuals and professionals with DPD and its
DPD CLASSIC Intercontinental intercontinental partners network



Easily manage your current orders by automating

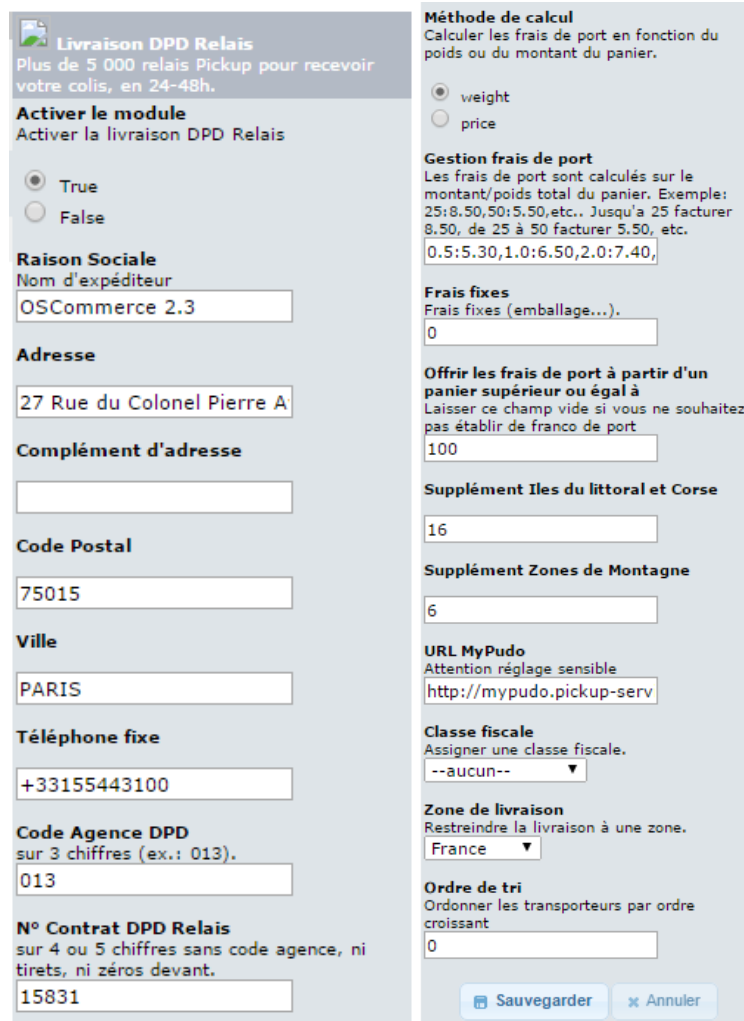
- editing of shipping labels
- sending emails to recipients containing a link to the traceability of their parcels
- updating of the status of processed and delivered orders.

2- Module installation

1. Copy the files from the zip archive to the root of your OsCommerce installation.
2. Create a backup of the following files, it will be useful for troubleshooting or uninstallation of the module :
 - catalog/admin/includes/boxes/customers.php
 - catalog/checkout_shipping.php
 - catalog/checkout_process.php
3. Edit the files by following the instructions in the file **DPDFrance_Shipping_OsC2.3_Modifs.txt**
4. Proceed to the installation of the shipping modules in the back-office, via the **Modules** tab > **Shipping** sub-tab.

3- Module configuration

1. Click on  and select the carrier to set up.
2. Then click again on  : the module configuration page appears :



Livraison DPD Relais
Plus de 5 000 relais Pickup pour recevoir votre colis, en 24-48h.

Activer le module
Activer la livraison DPD Relais

True
 False

Raison Sociale
Nom d'expéditeur
OSCommerce 2.3

Adresse
27 Rue du Colonel Pierre A

Complément d'adresse

Code Postal
75015

Ville
PARIS

Téléphone fixe
+33155443100

Code Agence DPD
sur 3 chiffres (ex.: 013).
013

N° Contrat DPD Relais
sur 4 ou 5 chiffres sans code agence, ni tirets, ni zéros devant.
15831

Méthode de calcul
Calculer les frais de port en fonction du poids ou du montant du panier.

weight
 price

Gestion frais de port
Les frais de port sont calculés sur le montant/poids total du panier. Exemple: 25:8.50,50:5.50,etc... Jusqu'à 25 facturer 8.50, de 25 à 50 facturer 5.50, etc.
0.5:5.30,1.0:6.50,2.0:7.40,

Frais fixes
Frais fixes (emballage...)
0

Offrir les frais de port à partir d'un panier supérieur ou égal à
Laisser ce champ vide si vous ne souhaitez pas établir de franco de port
100

Supplément Iles du littoral et Corse
16

Supplément Zones de Montagne
6

URL MyPudo
Attention réglage sensible
http://mypudo.pickup-serv

Classe fiscale
Assigner une classe fiscale.
--aucun--

Zone de livraison
Restreindre la livraison à une zone.
France

Ordre de tri
Ordonner les transporteurs par ordre croissant
0

3. Fill in the required fields.

✓ *Don't hesitate to contact your DPD sales representative to get these data*

Regarding the DPD Relais delivery service, please fill in the URL MyPudo field with this URL :

<http://mypudo.pickup-services.com/mypudo/mypudo.asmx?WSDL>

The **Overcost** fields allow you to apply additional cost to your customers after the delivery zip code (Coastal Islands and Corsica, Mountain and difficult to access Areas), according to your tariff conditions. You can also disable delivery to these areas by entering a value of -1.

The **Shipping rates management** field allows you to set up the shipping rates to be applied in the front office to the weight or the total amount of the order.
The format is: Amount / weight KG max price in Euros

For example :

0.5:5.30,1.0:6.50,2.0:7.40,3.0:8.30,5.0:10.10,10.0:12.50,20.0:15.00,30.0:18.00

You can also offer a free delivery to your customers according to a cart amount.

⚠ Important note

DPD Relais and Predict by DPD are delivery services limited to France. For these carriers, please restrict their delivery zones to France.

4. Save settings by clicking the **Save** button.
5. Do the same for the other delivery methods to set.

4- Front-office usage

⚠ Important: It is imperative to test the operation of the module within a fictitious order before going into production.

Log in to your OsCommerce online store.

During the ordering process, carriers you activated will be available. These carriers display additional information when selected.

A. DPD Relais

While this carrier is selected, the list of 5 closest Pickup points appears below, with their notion of distance and the ability to access the details.

			
Pickup	Livraison en relais Pickup		
Livraison 24-48h en France vers plus de 6 000 relais Pickup			
COCCI MARKET 1 PLACE MARCEL RIVIERE 77400 LAGNY-SUR-MARNE (à 1.79 km - Plus de détails)	\$12.50		<input type="radio"/>
GLOBAL PARE BRISE 5-7 RUE DE ROME 77144 Montevrain (à 2.24 km - Plus de détails)	\$12.50		<input type="radio"/>
JSP MULTISERVICES 113 RUE SAINT DENIS 77400 Lagny sur marne (à 2.95 km - Plus de détails)	\$12.50		<input type="radio"/>
COCCI EXPRESS 9 RUE DE LA MADELEINE 77600 GUERMANTES (à 3.43 km - Plus de détails)	\$12.50		<input type="radio"/>
LA POSTE CARREPRO SERRIS 9 BOULEVARD ROBERT THIBOUST 77700 SERRIS (à 5.00 km - Plus de détails)	\$12.50		<input type="radio"/>

A radio button allows you to select a Pickup point.

If you change your shipping address in the Address step, the Pickup point list will update automatically.

Clicking the [More details](#) link opens a popup window with details of the Pickup point (geolocation map, address, landmark, distance in kilometers, opening hours ...)


Select the desired Pickup point by clicking the radio button and place an order.

The selected shipping method will contain the name and contact information of the selected Pickup point.

B. Predict by DPD

While this carrier is selected, a presentation block of the Predict by DPD service will be displayed below.

This block is designed to introduce the service to recipients, and ask them to enter their mobile phone number. A video presentation of the service is also available by clicking on the provided icon.




Flexible home delivery on a precise time windows

Time slot delivery within 24-48 hours

€5.95 tax incl.

Your Predict delivery by DPD



Predict

With Predict, be independent with your deliveries ! :


How it works:

- A first SMS will be sent to you when your parcel is taken in charge by DPD France. This SMS will also tell you the expected delivery date.
- On the day of delivery, you will receive an SMS and an email indicating the delivery time slot and your secure 4-digit code. This code will allow you to receive your order in complete security.
- Upon delivery, transmit your code to the DPD France delivery person. Your parcel will be delivered to you against signature.

The Predict service allows you to be autonomous on your delivery thanks to a wide choice of reprogramming options until the day before or in case of absence :

- Delivery of your parcel at pudo's
- Delivery to your workplace
- Delivery to another address
- Delivery to a neighbour
- Withdrawal in a DPD France depot
- Delivery to another date

Benefit from the advantages of Predict delivery !



Get all the advantages of DPD's Predict service by providing a french GSM number here >

! It seems that the mobile phone number you provided is incorrect. Please provide a mobile phone number starting with the corresponding international prefix (i.e. +33)

A function checks the validity of the entered mobile phone number and informs the user of any errors before proceeding to the next step.

8

C. DPD CLASSIC, Europe & Intercontinental

While these carriers are selected, no additional information is displayed.

Depending on the country registered by the customer during registration, a different carrier will be proposed:

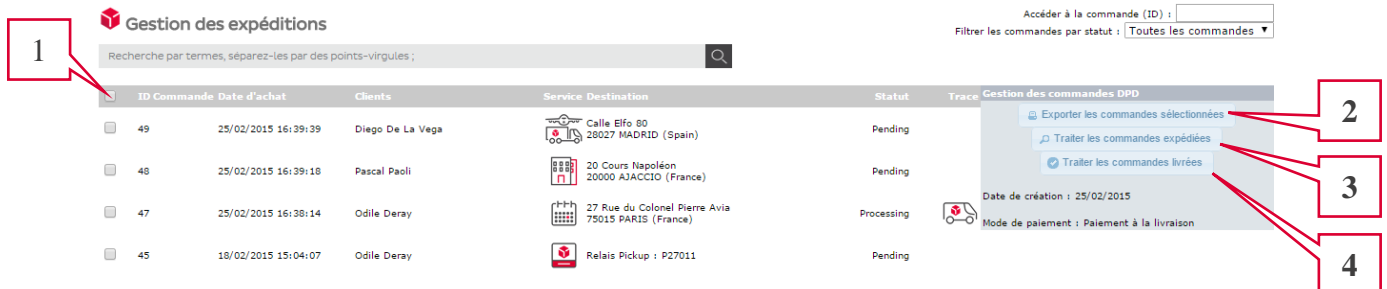
France: Delivery in 24-48 hours at your workplace only.

World: Delivery all over the world with the reliability of the DPD network.

5- Back-office usage

Go to the **Customers** tab, then the **DPD France** sub-tab to view your current orders.

✓ *A **DPD News** banner allows you to get the latest news from our network via an RSS feed.*



Gestion des expéditions

Accéder à la commande (ID) :

Filtrer les commandes par statut : Toutes les commandes ▼

Recherche par termes, séparez-les par des points-virgules ;

ID Commande	Date d'achat	Clients	Service Destination	Statut	Trace
<input type="checkbox"/> 49	25/02/2015 16:39:39	Diego De La Vega	Calle Eifo 80 28027 MADRID (Spain)	Pending	
<input type="checkbox"/> 48	25/02/2015 16:39:18	Pascal Paoli	20 Cours Napoléon 20000 AJACCIO (France)	Pending	
<input type="checkbox"/> 47	25/02/2015 16:38:14	Odile Deray	27 Rue du Colonel Pierre Avia 75015 PARIS (France)	Processing	
<input type="checkbox"/> 45	18/02/2015 15:04:07	Odile Deray	Relais Pickup : P27011	Pending	

Gestion des commandes DPD

- Exporter les commandes sélectionnées
- Traiter les commandes expédiées
- Traiter les commandes livrées

Date de création : 25/02/2015

Mode de paiement : Paiement à la livraison

Orders information, destination, status are displayed.

A search field allows you to filter orders by entering a current term (this can be a date, a reference, a name, a place, or a delivery service: search for "Relais", "Predict", "Classic").

You can combine several terms separated by **semicolons ;** .

1. Select the orders to process by checking the left side checkboxes, a header checkbox allows you to check/uncheck all orders.
2. 3. 4. Select an action to be taken by the three buttons at the right side of the table:
 - **Export selected orders** generates an interface file to DPD Station, configured in auto or semi-auto mode with cargoNET Software S.A.R.L. (Tel: 03.88.79.79.50)
 - **Process shipped orders** allows in one click to :
 - Add parcel tracking links
 - Send to the recipients an e-mail containing a link to track their packages on our website
 - Update the status of selected orders.

Once generated, the tracking links are available from the order forms in the front office and back office.

- **Process delivered orders** allows to update the status of selected orders to Delivered .

The module will confirm the actions taken on the orders.

6- Module uninstallation / update

Please make sure you follow this procedure to make a proper uninstallation of our module:

1. In your back office, go to the **Modules** tab > **Shipping** sub-tab.
2. Locate the DPD carrier you want to uninstall and click **Remove module** .
3. Following this, you will need to **manually delete the files and lines of code added during the installation (see section 2)**.

△ If you are upgrading from a previous version of our modules, it is essential to uninstall and delete existing modules and carriers before copying and installing new modules.

7- Troubleshooting

In the front office, the DPD carriers does not appear

- Make sure that your shipping rates configuration is correctly set.

In the front office, the DPD Relais Pickup point list is not displayed

- Check the setting of **the DPD Relais Webservice URL** in the **DPD Relais** module configuration.
- The **PHP SOAP** extension must be active, so that the module can make correct webservice requests.
- The webservice may be temporarily unavailable, in which case the carrier is unavailable.