



# DPD shipping module Magento

France only



## Summary

1- INTRODUCTION .....	3
2- MODULE INSTALLATION .....	4
3- MODULE CONFIGURATION .....	5
A. SHIPPING RATES MANAGEMENT.....	6
B. CONFIGURATION EXAMPLES .....	7
4- FRONT-OFFICE USAGE.....	9
C. DPD RELAIS.....	9
D. PREDICT BY DPD.....	11
E. DPD CLASSIC / DPD INTERCONTINENTAL .....	11
5- BACK-OFFICE USAGE .....	12
6- MODULE UNINSTALLATION / UPDATE .....	13
7- TROUBLESHOOTING .....	14

## 1- Introduction

This document explains how to install, configure and use the DPD delivery module on your Magento-based e-commerce website.

### ✓ *Compatibility and prerequisites:*

- **Magento** Version 1.4.x to 1.9.x.
- The **PHP SOAP** extension enabled on your server to be able to connect to the DPD Relais search webservice.
- A **Station DPD** charger software set up by cargoNET Software S.A.R.L. (Phone: 03.88.79.79.50)
- A directory created at your convenience on the station to receive the export files.

### ✓ *This module allows you to:*

Offer your customers various delivery services:

- DPD Relais: Easy delivery towards one of 5000 Pickup points
- Predict by DPD: Flexible home delivery on a precise time window
- DPD CLASSIC: Reliable delivery at your customers workplace
- DPD CLASSIC Europe: Delivery of individuals and professionals with DPD and its  
DPD CLASSIC Intercontinental intercontinental partners network.

Easily manage your current orders by automating

- editing of shipping labels
- sending emails to recipients containing a link to the traceability of their parcels
- updating of the status of processed orders.

## 2- Module installation

You can install this module directly from the back office, by the **System** tab > **Magento Connect** > **Magento Connect Manager** sub-tab.

The screenshot shows the Magento Connect Manager interface. At the top, there's a dark header with the logo 'Magentoconnect MANAGER'. Below it, there are two tabs: 'Extensions' and 'Settings'. To the right, there are links for 'Return to Admin' and 'Log Out'. The main content area is divided into sections. The 'Settings' section has a checkbox for 'Put store on the maintenance mode while installing/upgrading/backup creation' and a 'Create Backup' dropdown menu set to 'Database'. The 'Install New Extensions' section has a search box and an 'Install' button. The 'Direct package file upload' section has a '1' callout pointing to the 'Chisissez un fichier' button and a '2' callout pointing to the 'Upload' button.

Go to the **Direct package file upload** section

1. Click on **Select a file** and browse your folders to indicate the **DPDFrance\_Shipping\_xxx.tgz** file.
2. Click on **Upload**. Magento installs the module and informs you of the successful installation or errors (files already existing, missing PHP\_SOAP extension).
3. You should now proceed to the module configuration. Return to the back office and go to the **System** tab > **Configuration**.
4. In the left menu **Sales**, choose **Delivery methods**.

### 3- Module configuration

Three new shipping methods will appear in the list of installed shipping methods on your Magento platform: **DPD Relais delivery**, **Predict delivery by DPD** and **DPD CLASSIC, Europe & Intercontinental delivery**.

Click on the tab to unfold and access the selected carrier configuration:



Most of the fields are pre-filled, for your information please find below the default configuration of the carriers:

<b>Enabled</b>	Enable/disable the delivery method
<b>Title</b>	Delivery method title displayed in the front-office
<b>Subtitle</b>	Delivery method subtitle also displayed
<b>URL MyPudo<sup>1</sup></b>	URL of the DPD Relais webservice, by default:
	<a href="http://mypudo.pickup-services.com/mypudo/mypudo.asmx?WSDL">http://mypudo.pickup-services.com/mypudo/mypudo.asmx?WSDL</a>
<b>Merchant ID<sup>1</sup></b>	<b>EXA</b>
<b>Security Key<sup>1</sup></b>	<b>deecd7bc81b71fcc0e292b53e826c48f</b>
<b>Your DPD Depot #</b>	Your local DPD depot code (i.e.: 013)
<b>Your contract #</b>	Your contract numbers or shipper code (i.e.: 12345)

✓ *Don't hesitate to contact your DPD sales representative to get these data*

<b>Shipping rates management</b>	Cf. section A. hereafter
<b>Sort order</b>	Arrange the list of carriers in ascending order

Save the configuration by using the button at the top right-hand corner.

<sup>1</sup> Only applicable for the DPD Relais delivery service.

## A. Shipping rates management

For a given cart, the module goes through the different shipping rules indicated in sequence, performs the first for which all conditions are met, and ignores the others.

- ⚠ *It is therefore necessary to be vigilant about the order of the registered rules, which should be from the very restrictive to the more general.*
- ⚠ *Two rules cannot have strictly identical conditions, in which case the module can not assign a shipping cost to a basket.*

The shipping rates must be entered in the JSON format.

Here's a quick description of the main functions available to create your shipping costs grid:

"label" is the title of the calculation rule.

*This will appear in front-office attached to the carrier title*

"code" is the unique code of the calculation rule.

*This allows to identify orders by the applied calculation rule. Optional, but it must be unique if specified.*

"shipto" contains the countries' ISO codes allowed to ship.

*To exclude a department, the syntax is: « CodeISO-(Dpt1, Dpt2) »*

"conditions" : conditions of activation for which the rates apply. For example :

`"{cart.weight}<=20.0"`

*cap the cart weight to 20 kg max.*

`"{cart.price_including_tax}>=89.00"`

*offer free shipping from a cart total price of 89€ VAT incl.*

`"{cart.price_excluding_tax}>=100.00"`

*offer free shipping from a cart total price of 100€ VAT excl.*

`"{count products where product.attribute.objet_largeur>100}<1"`

*exclude the carrier if the cart contains a product with "objet\_largeur" attribute greater than 100.*

`"{cart.coupon}'=='PROMO1234'"`

*apply this rule if the promotional coupon "PROMO1234" is entered.*

"fees" sets the rates charged to the customer. For example:

*0.00 = free shipping*

*5.95 = shipping rate is 5.95 € fixed*

*"{table {cart.weight} in 0.5:5.30,1.0:6.50}" = shipping rates based on weight: up to 500g: 5.30 €, 1kg: 6.50 €.*

## B. Configuration exemples

```
{
  "Franco de port à 89€ sauf Corse":
  {
    "label": "Livraison en 24-48h du lundi au vendredi pour tous ceux qui
font le choix de recevoir leur colis sur leur lieu de travail",
    "shipto": "FR-(2A,2B),MC",
    "conditions": "{cart.price_including_tax}>=89",
    "fees": 0.00
  },

  "Zones de montagne":
  {
    "label": "Livraison en 24-48h du lundi au vendredi pour tous ceux qui
font le choix de recevoir leur colis sur leur lieu de travail",
    "shipto":
"FR(04120,04130,04140,04160,04170,04200,04240,04260,04300,04310,04330,043
60,04370,04400,04510,04530,04600,04700,04850,05100,05110,05120,05130,05150
,05160,05170,05200,05220,05240,05250,05260,05290,05300,05310,05320,05330,0
5340,05350,05400,05460,05470,05500,05560,05600,05700,05800,06140,06380,0
6390,06410,06420,06430,06450,06470,06530,06540,06620,06710,06750,06910,0
9110,09140,09300,09460,25120,25140,25240,25370,25450,25500,25650,30570,311
0,38112,38114,38142,38190,38250,38350,38380,38410,38580,38660,38700,38750,38
860,38880,39220,39310,39400,63113,63210,63240,63610,63660,63690,63840,6385
0,64440,64490,64560,64570,65110,65120,65170,65200,65240,65400,65510,65710,6
6210,66760,66800,68140,68610,68650,73110,73120,73130,73140,73150,73160,73170,7
3190,73210,73220,73230,73250,73260,73270,73300,73320,73340,73350,73390,73400,
73440,73450,73460,73470,73500,73530,73550,73590,73600,73620,73630,73640,7371
0,73720,73870,74110,74120,74170,74220,74230,74260,74310,74340,74350,74360,743
90,74400,74420,74430,74440,74450,74470,74480,74660,74740,74920,83111,83440,
83530,83560,83630,83690,83830,83840,84390,88310,88340,88370,88400,90200)"
,
    "fees": "5+{table {cart.weight} in 0.5:5.30, 1.0:6.50, 2.0:7.40, 3.0:8.30,
5.0:10.10, 10.0:12.50, 20.0:15.00, 30.0:18.00}"
  },

  "Zones Iles et Corse":
  {
    "label": "Livraison en 24-48h du lundi au vendredi pour tous ceux qui
font le choix de recevoir leur colis sur leur lieu de travail",
    "shipto":
"FR(20*,17111,17123,17190,17310,17370,17410,17480,17550,17580,17590,17630,17650,176
70,17740,17840,17880,17940,22870,29242,29253,29259,29980,29990,56360,56590,5
6780,56840,85350)",
    "fees": "16+{table {cart.weight} in 0.5:5.30, 1.0:6.50, 2.0:7.40, 3.0:8.30,
5.0:10.10, 10.0:12.50, 20.0:15.00, 30.0:18.00}"
  },

  "Zone France et Monaco":
  {
    "label": "Livraison en 24-48h du lundi au vendredi pour tous ceux qui
font le choix de recevoir leur colis sur leur lieu de travail",
    "shipto": "FR,MC",
    "fees": "{table {cart.weight} in 0.5:5.30, 1.0:6.50, 2.0:7.40, 3.0:8.30,
5.0:10.10, 10.0:12.50, 20.0:15.00, 30.0:18.00}"
  }
}
```

```

    },
    "Zone DPD Europe 1":
    {
        "label": "Livraison en 48-96h dans toute l'Europe, et dans le monde
entier avec la fiabilité du réseau DPD",
        "shipto": "DE,BE,LU,NL",
        "fees": "8+{table {cart.weight} in 0.5:5.30, 1.0:6.50, 2.0:7.40, 3.0:8.30,
5.0:10.10, 10.0:12.50, 20.0:15.00, 30.0:18.00}"
    },
    "Zone DPD Europe 2":
    {
        "label": "Livraison en 48-96h dans toute l'Europe, et dans le monde
entier avec la fiabilité du réseau DPD",
        "shipto": "AT,ES,GB,IT",
        "fees": "11+{table {cart.weight} in 0.5:5.30, 1.0:6.50, 2.0:7.40, 3.0:8.30,
5.0:10.10, 10.0:12.50, 20.0:15.00, 30.0:18.00}"
    },
    "Zone DPD Europe 3":
    {
        "label": "Livraison en 48-96h dans toute l'Europe, et dans le monde
entier avec la fiabilité du réseau DPD",
        "shipto": "HR,DK,EE,HU,IE,LT,PL,PT,CZ,SI,SK,SE",
        "fees": "18+{table {cart.weight} in 0.5:5.30, 1.0:6.50, 2.0:7.40, 3.0:8.30,
5.0:10.10, 10.0:12.50, 20.0:15.00, 30.0:18.00}"
    },
    "Zone DPD Europe 4":
    {
        "label": "Livraison en 48-96h dans toute l'Europe, et dans le monde
entier avec la fiabilité du réseau DPD",
        "shipto": "GR,FI,BG,RO",
        "fees": "32+{table {cart.weight} in 0.5:5.30, 1.0:6.50, 2.0:7.40, 3.0:8.30,
5.0:10.10, 10.0:12.50, 20.0:15.00, 30.0:18.00}"
    }
}

```



## 4-Front-office usage

**⚠ Important: It is imperative to test the operation of the module within a fictitious order before going into production.**

Log in to your Magento online store.

During the ordering process, carriers you activated will be available. These carriers display additional information when selected.

### C. DPD Relais

While this carrier is selected, a form prefilled with the delivery address (entered in the step 2) appears.

Clicking the “OK” button starts the search of Pickup points around the provided address.

Then, a list of 5 closest Pickup points appears below, with their notion of distance and the ability to access the details.

**Livraison en relais Pickup**


Livraison 24-48h en France vers plus de 5 000 relais Pickup **0,00 €**

**Livraison en relais Pickup par DPD**

 Recherchez les relais Pickup autour de l'adresse suivante :

27 Rue du Colonel Pierre Avia

75015 PARIS

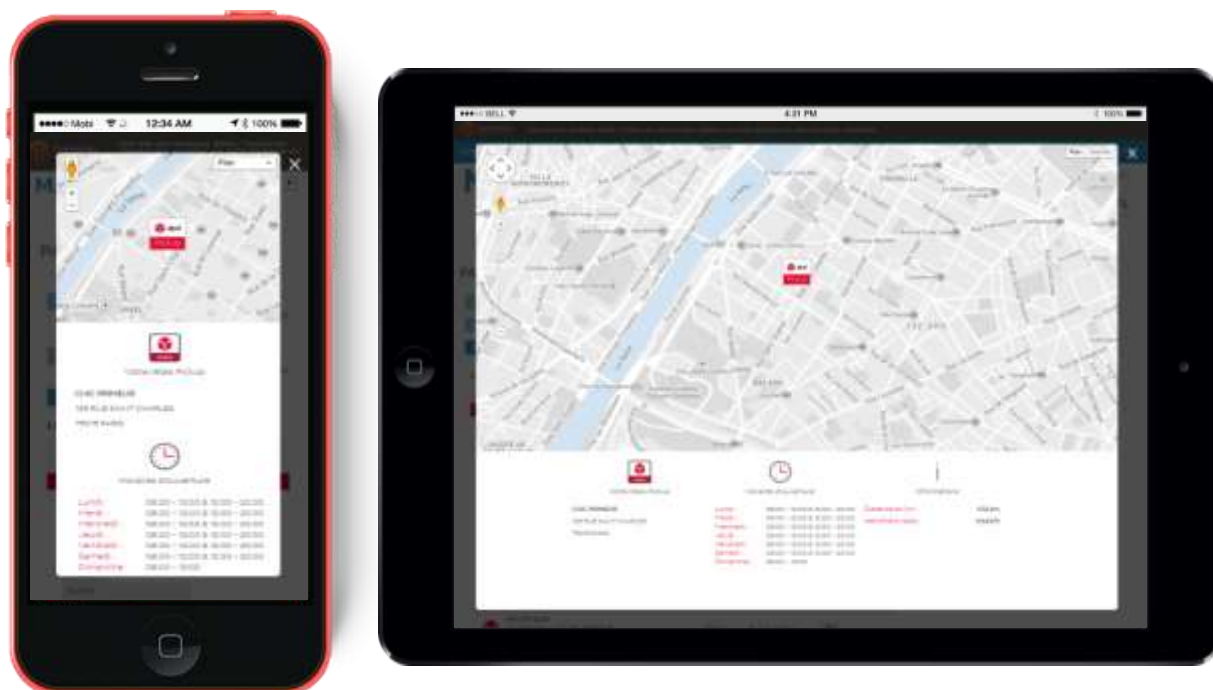
	<b>AMARANTE FLEURS</b> 65 TER RUE DU GOUVERNEUR GAL EBOUE 92130 ISSY LES MOULINEAUX	0.93 km	<a href="#">Plus de détails</a>	<input type="button" value="ICI"/>
	<b>LIBRAIRIE DU LYCEE</b> 9 AVENUE VICTOR HUGO 92170 VANVES	1.19 km	<a href="#">Plus de détails</a>	<input type="button" value="ICI"/>
	<b>CABANE</b> 42 RUE BALARD 75015 PARIS	1.26 km	<a href="#">Plus de détails</a>	<input type="button" value="ICI"/>
	<b>CHIC PRIMEUR</b> 135 RUE SAINT CHARLES 75015 PARIS	1.52 km	<a href="#">Plus de détails</a>	<input type="button" value="ICI"/>
	<b>CHEZ RACHID</b> 13 RUE DE CHATILLON 92170 VANVES	1.65 km	<a href="#">Plus de détails</a>	<input type="button" value="ICI"/>

An ICI button allows you to select a Pickup point.

If you change your shipping address in the Address step, the Pickup point list will update automatically.

Clicking the More details link opens a pop-in with details of the Pickup point (geolocation map, address, landmark, distance in kilometers, opening hours ...)

This popin adapts itself to mobile devices (smartphones, tablets) according to their display resolution and size.



Select the desired relay point by clicking on the ICI button and place an order.

The customer's delivery address will be replaced by the Pickup point's in the front office and back office.

## D. Predict by DPD


While this carrier is selected, a presentation block of the Predict by DPD service will be displayed below.

This block is designed to introduce the service to recipients, and ask them to enter their mobile phone number. A video presentation of the service is also available by clicking on the provided icon.

**Livraison à domicile Predict sur rendez-vous**

Livraison 24-48h à domicile dans le créneau horaire qui vous convient le mieux (parmi des choix proposés par DPD) **0,00 €**

**Livraison à domicile Predict sur rendez-vous**



**Predict**

Avec Predict, bénéficiez des avantages suivants

- Livraison de votre colis dans un créneau de 3h (choix par SMS ou par notre portail web)
- Suivi complet et détaillé de votre livraison
- En cas d'absence, vous reprogrammez une livraison où et quand vous le souhaitez

**Comment ça fonctionne ?**

- Une fois votre commande préparée, nous vous envoyons un SMS avec plusieurs choix de dates et créneaux horaires de livraison
- Vous sélectionnez la date et le créneau de 3h qui vous conviennent le mieux en répondant directement par SMS (prix d'un SMS standard) ou vous connectant sur l'Espace Destinataire disponible sur [dpd.fr](http://dpd.fr)
- Le jour de la livraison, vous recevez un SMS vous rappelant le créneau horaire

Bénéficiez dès maintenant des avantages de la livraison Predict en renseignant votre n° de mobile ici

A function checks the validity of the entered mobile phone number and informs the user of any errors before proceeding to the next step.

## E. DPD Classic / DPD Intercontinental

While these carriers are selected, no additional information is displayed.

Depending on the country registered by the customer during registration, a different carrier will be proposed:

**France:** Delivery in 24 -48 hours at your workplace only.

**World:** Delivery all over the world with the reliability of the DPD network.

## 5- Back-office usage

Go to the **Sales** tab, then the **DPD France** sub-tab to view your current orders (except Canceled, Delivered, Refunded orders).

- ✓ *A **DPD News** banner allows you to get the latest news from our network via an RSS feed.*

Indifférent	Commande #	Magasin	Achats sur	Expéditeur & Nom	Service	Société / Relais Pickup	Adresse d'expédition	Code postal	Ville	Pays	S.T. (kg)	Poids	Statut	Action
<input type="checkbox"/>	14500019	Mari WebSite Madison Island English	25 Nov. 2015 12:59:35	Pascal Paoli	FR		20 Cours Napoleon	20000	AJACCIO	FR		232.50 € 1 000	Pending	Vue
<input type="checkbox"/>	14500018	Mari WebSite Madison Island English	25 Nov. 2015 13:15:23	Diego De La Vega	FR		Calle Elia 88	28027	MADRID	ES		77.50 € 1 000	Pending	Vue
<input type="checkbox"/>	14500017	Mari WebSite Madison Island English	25 Nov. 2015 13:08:33	Olivie Deray	FR	CHIC PRIMEUR F34575	135 RUE SAINT CHARLES	75015	PARIS	FR		150.00 € 1 000	Pending	Vue
<input type="checkbox"/>	14500016	Mari WebSite Madison Island English	25 Nov. 2015 12:00:00	Olivie Deray	FR		27 Rue Du Colonel Pierre Asta	75015	PARIS	FR		760.00 € 3 800	Pending	Vue

Orders information, destination, weight, amount, status are displayed.

Each column is filterable in order to display orders by a date, a reference, a name, a place, or a delivery service.

1. Select the orders to process by checking the left side checkboxes, a header link allows you to check/uncheck all orders.
2. Select an action to be taken by the three buttons at the bottom of the table:
  - **Export selected orders** generates an interface file to DPD Station, configured in auto or semi-auto mode with cargoNET Software S.A.R.L. (Tel: 03.88.79.79.50)

Two parcel insurance services are proposed : the integrated insurance service will compensate you for 23 € by transported kg, while the Ad Valorem insurance service (a surcharge applies) will indemnify you up to the purchase value of the goods. For more information, please contact your EXAPAQ sales representative.

- **Process shipped orders** allows in one click to :
  - Create shipments and add parcel tracking links
  - Send to the recipients an e-mail containing a link to track their packages on our website
  - Update the status of selected orders.

Once generated, the tracking links are available from the order forms in the front office and back office.

The module will confirm the actions taken on the orders.

## 6-Module uninstallation / update

Please make sure you follow this procedure to make a proper uninstall our modules:

1. In your back office, go to the **System** tab > **Magento Connect** > **Magento Connect Manager**.
2. Locate the **DPDFrance\_Shipping** module.
3. In the dropdown list of available actions, select **Uninstall**.
4. At the bottom of the page, click on **Commit Changes**.

If you installed this module by transferring files over FTP, or if you want yo manually uninstall this module :

1. Delete these files on your server over FTP :

/app	/code/community/DPDFrance	(1 folder)
	/design/frontend/base/default/layout/dpdfr***.xml	(2 files)
	/design/frontend/base/default/template/dpdfr***	(2 folders)
	/etc/modules/DPDFrance_***.xml	(4 files)
	/locale/en_US/DPDFrance_***.csv	(4 files)
	/locale/fr_FR/DPDFrance_***.csv	(4 files)
/media	/dpdfrance	(1 file)
/skin	/frontend/base/default/css/dpdfrance	(1 file)
	/frontend/base/default/js/dpdfrance	(1 file)

2. Execute the following SQL query on your database :

```
DELETE FROM `core_config_data` WHERE `path` LIKE '%dpdfr%'
```

3. Empty the Magento cache.

**⚠** If you are upgrading from a previous version of our modules, it is essential to uninstall and delete existing modules and carriers before copying and installing new modules.

## 7- Troubleshooting

**In the front office, the DPD carriers does not appear**

- Make sure that your shipping rates configuration is correctly set. You can force the display of the carriers even when they are not available via the carrier configuration in the back-office.

**In the front office, the carrier DPD Relais delivery appears, but not the choice of Pickup points**

or

**In the front office, the carrier Predict delivery by DPD appears, but not the presentation block**

- If you are using a carrier module (So Colissimo, TNT, Mondial Relay), they can change the default template of the checkout: Be sure to copy and paste blocks of lines related to DPD from `/ app / design / frontend / base / default / dpdfr*** / checkout / onepage / shipping_method / available.phtml` to the corresponding template file (`socolissimosimplicite / onepage / ...` for example)

**In the front office, the DPD Relais list doesn't load**

- Check the **MyPudo URL** setting from the **DPD Relais delivery** carrier configuration in your back-office.
- The PHP extension SOAP must be active for the webservice call to be done.
- The webservice might be temporarily down, in this case a message is displayed.